



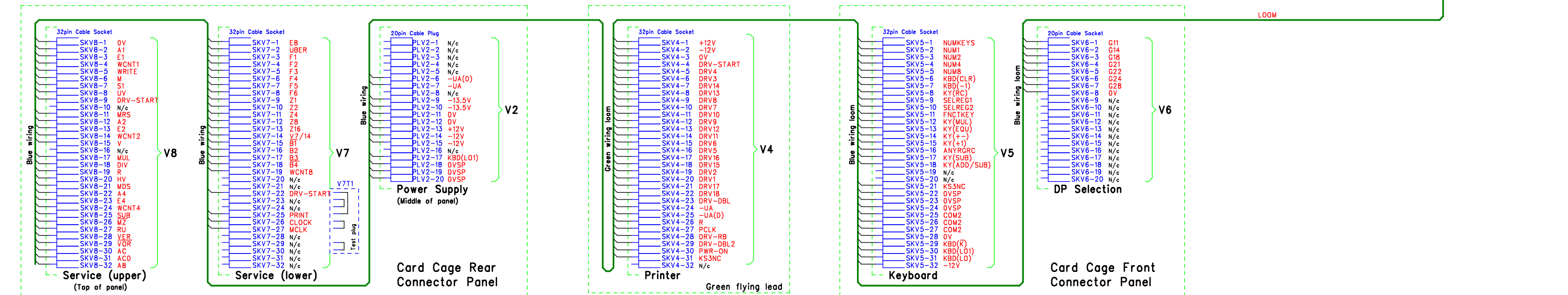
PCB Backplane



SK12 is behind the keyboard

SK1 is closest to the PSU

3956 224-307-013c



DM Associates
 33, Northbrook Road
 Aldershot, Hampshire. GU11 3HE
 Email: mike@soemtron.org
 www.soemtron.org

Pcb Dwg # =
 Name MD Hatch
 Date 9/1/2013
 Drawn -
 Checked -

Scale
 Nts 36
 Sheet -
 Next Sheet -
 Drawing Number

Title
 Soemtron ETR 224 Calculator
 Card Rack Backplane
 Circuit Diagram - Preliminary
 Soemtron 224
 A2 Issue A