

# MAZDA

6/30L2

6/30L2

## TELEVISION TWIN TRIODE

Indirectly heated—for series or parallel operation

### TENTATIVE

---

#### GENERAL

This General Purpose Twin Triode is intended for use in television receivers and is suitable for A.C./D.C. or A.C. operation.

#### RATING

		Notes
Heater Voltage (volts)	$V_h$	6.3
Heater Current (amps)	$I_h$	0.3
Mutual Conductance (mA/V)	$g_m$	3.4 (a)
Amplification Factor	$\mu$	18 (a)
Maximum Anode Voltage (volts)	$V_a$ (max)	250
Maximum Anode Dissipation (watts) (either section)	$P_a$ (max)	2.0 (b)
Maximum Total Anode Dissipation (watts)	$P_a$ (tot) max	2.5 (b)
Maximum Heater to Cathode Voltage (volts) (RMS)	$V_{h-k}$ (max)	150 (c)

#### Notes

(a)  $V_a = 200$  volts.       $I_a = 10$  mA.

(b) The permissible anode dissipation rating is dependent on the grid-cathode resistance, and the circuit employed. For the values quoted, the grid-cathode resistance should not exceed 0.25 megohms with cathode self bias.

(c) Measured with respect to the higher potential heater pin.

The potential of the internal shield must not be positive to that of either cathode.

6/30L2

**M A Z D A****6/30L2****TELEVISION TWIN TRIODE**

Indirectly heated—for series or parallel operation

**TENTATIVE**INTER-ELECTRODE CAPACITANCES (pF)

		†	‡
Grid 1/Earth	$c_{g',E}$	2.5	3.5
Grid 2/Earth	$c_{g'',E}$	2.4	3.5
Anode 1/Earth	$c_{a',E}$	2.1	3.2
Anode 2/Earth	$c_{a'',E}$	2.0	2.9
Grid 1/Anode 1	$c_{g',a}$	2.5	2.8
Grid 2/Anode 2	$c_{g'',a''}$	2.5	2.8
Grid 1/Grid 2	$c_{g',g''}$	0.006	0.0064
Anode 1/Anode 2	$c_{a',a''}$	0.038	0.038
Grid 1/Anode 2	$c_{g',a''}$	0.014	0.015
Anode 1/Grid 2	$c_{a',g''}$	0.012	0.012

† Inter electrode capacity with holder capacity balanced out.

‡ Total inter electrode capacity including B9A ceramic holder (Carr Fastener holder type 77/076).

“Earth” denotes electrodes of any second valve section and the remaining earthy potential electrodes of the section under measurement, heater and shields joined to cathode.

DIMENSIONS

Maximum Overall Length (mm)	(mm)	56
Maximum Diameter (mm)	(mm)	22.2
Maximum Seated Height (mm)	(mm)	49
Approximate Nett Weight (ozs)	(ozs)	$\frac{1}{2}$
Approximate Packed Weight (ozs)	(ozs)	$\frac{3}{4}$

# MAZDA

## 6/30L2

6/30L2

### TELEVISION TWIN TRIODE

Indirectly heated—for series or parallel operation

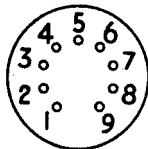
### TENTATIVE

---

MOUNTING POSITION—Unrestricted

BULB—Clear

BASE—NOVAL (B9A)



Viewed from Free End of Pins

### CONNECTIONS

Pin 1	Anode 2	a''
Pin 2	Grid 2	g''
Pin 3	Cathode 2	k''
Pin 4	Heater	h
Pin 5	Heater	h
Pin 6	Anode 1	a'
Pin 7	Grid 1	g'
Pin 8	Cathode 1	k'
Pin 9	Shield	s

6/30L2

# MAZDA

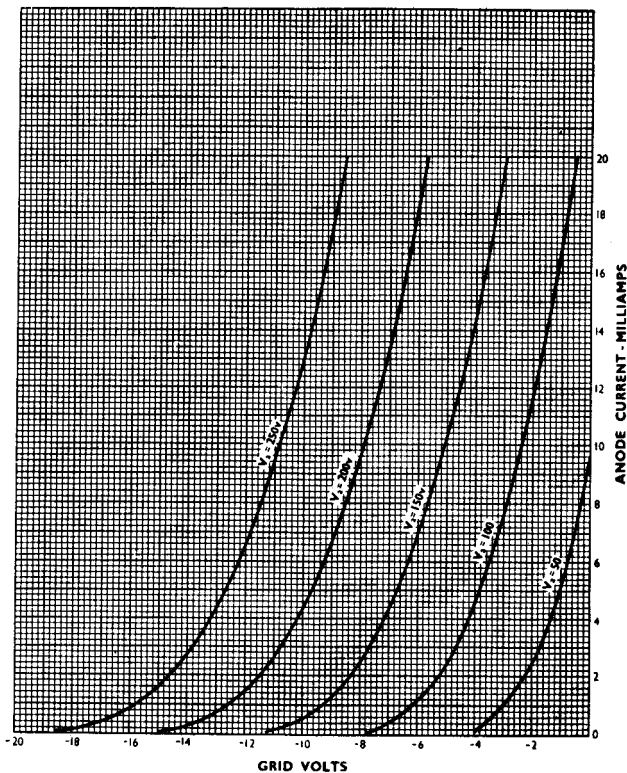
## 6/30L2

### TELEVISION TWIN TRIODE

Indirectly heated—for series or parallel operation

### TENTATIVE

#### AVERAGE CHARACTERISTIC CURVES



January, 1958

VALVE & CRT DIVISION

Issue 1/2

SIEMENS EDISON SWAN LIMITED

# EDISWAN

MAZDA

6/30L2

6/30L2

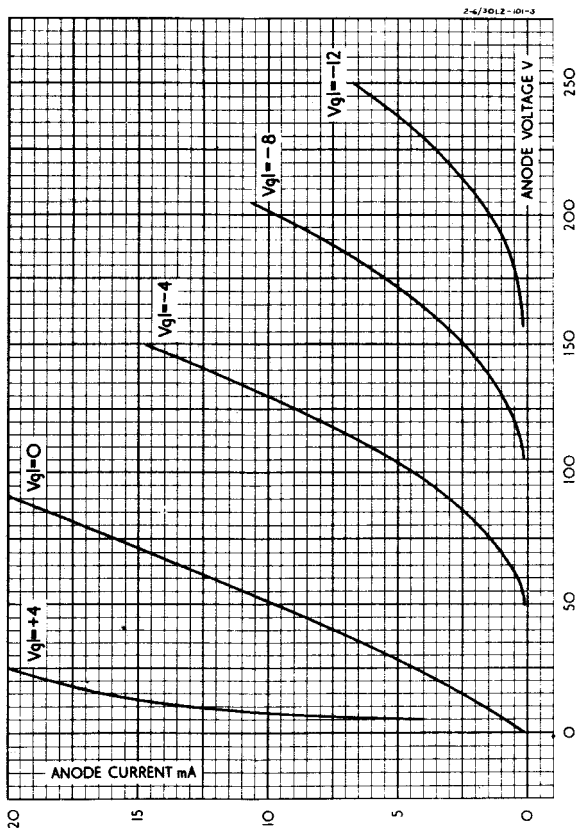
## TELEVISION TWIN TRIODE

Indirectly heated—for series or parallel operation

### TENTATIVE

#### CHARACTERISTIC CURVES: $I_a/V_a$

Each Section



6/30L2

EDISWAN

MAZDA

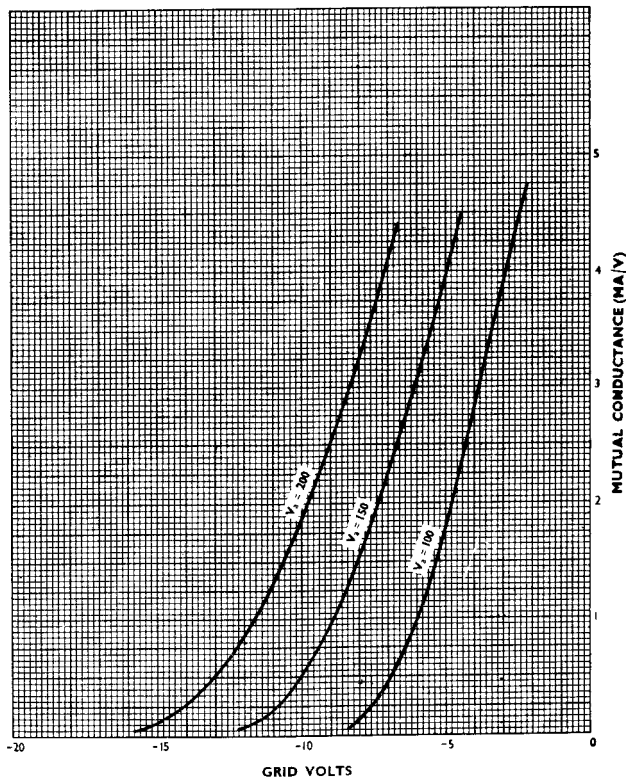
6/30L2

TELEVISION TWIN TRIODE

Indirectly heated—for series or parallel operation

**TENTATIVE**

CHARACTERISTIC CURVES :  $g_m/V_g$



July, 1958

VALVE & CRT DIVISION

Issue 2/2

SIEMENS EDISON SWAN LIMITED

# MAZDA

## 6/30L2

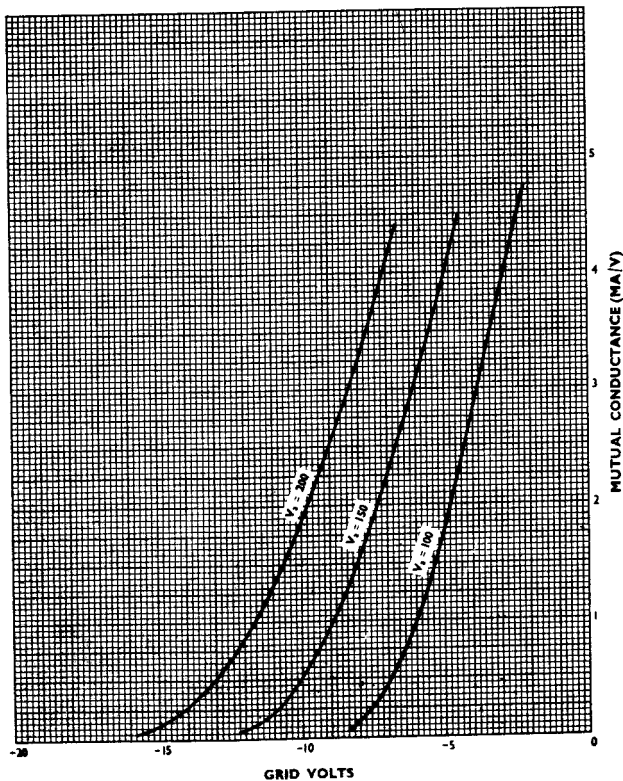
6/30L2

### TELEVISION TWIN TRIODE

Indirectly heated—for series or parallel operation

### TENTATIVE

#### AVERAGE CHARACTERISTIC CURVES



January, 1958

VALVE & CRT DIVISION

Issue 1/2

SIEMENS EDISON SWAN LIMITED