

8600 Rocker Switches - Miniature 10A 250Vac Single & Double Pole

rocker switches



- ▶ Miniature rocker switch
- ▶ Ratings up to 16A, 250Vac
- ▶ Single & double pole
- ▶ ON/OFF, C/O, biased and centre off switching
- ▶ Push on, solder and PCB terminals
- ▶ Illuminated and non-illuminated
- ▶ Matching indicators
- ▶ Panel cut out
single: 19.3 x 12.9
double: 19.3 x 21.9



10(4)A 250Vac T90 (unless noted below)



UL CSA See ratings below
UL 65°C, file E45221, CSA file LR10990

In house test

Inrush 50A to EN61058-1 & 10A 24Vdc



RoHS compliant

3mm contact gap except where marked μ .
Technical data on pages 4 & 5 (switches), 6 (indicators).

H 8653 V B ---

TERMINAL FUNCTION ROCKER BODY PRINT, COLOUR, VOLTAGE ETC

TERMINAL	FUNCTION	ROCKER
H 4.8 x 0.8	Approvals & ratings vary with function ON OFF Switches are ON when pressed over terminal 3 	V Curved V Curved (lit)
T 3.5 x 0.8 Solder	8600 10(4)A 16A 250V, 10A 277V 1/2HP 277V, 1/4HP 125V 	8650 10(4)A 10A 277V 1/2HP 277V, 1/4HP 125V
	8601 6(1)A 16A 250V, 6A 277V 	8651 6(1)A 6A 277V
	8602 10A 16A 250V, 10A 277V 	8652 10(4)A 6A 277V
	N/A	8653 10(4)A 6A 277V
	8610 6(1)A 10A 277V 1/2HP 277V, 1/4HP 125V 	8660 6(1)A 10A 277V, 1/2HP 277V 1/2HP 277V, 1/4HP 125V
	8611 6A 277V 	8661 6A 277V
	8620 μ See page 16	8670 μ See page 16
X PCB 0.8 Sq Double Pole switches with "X" terminals are supplied without terminal barriers	8630 	H Slotted for actuator (8600 and 8610 only) F Flat Indicator only (Single pole)



H8600VB ---
T8600VB ---



H8600VB ---
T8600VB ---



H8630FB ---
T8630FB ---



H8650VB ---
T8650VB ---



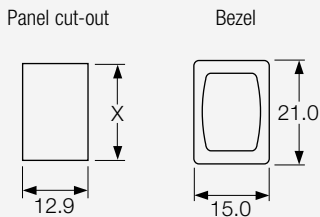
H8660VB ---
T8660VB ---



H8653VB ---
T8653VB ---

BODY

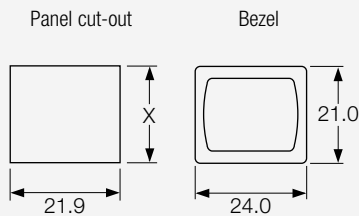
B Single pole



Single Pole dimensions for snap-in fixing

Panel thickness	Dimension X
0.75-1.24	19.1/19.2
1.25-1.99	19.3/19.4
2.00-3.00	19.7/19.8

B (Double Pole) with terminal barrier
BC (Double Pole) w/o terminal barrier



Double Pole dimensions for snap-in fixing

Panel thickness	Dimension X
0.75-1.24	19.1/19.2
1.25-1.99	19.3/19.4
2.00-3.00	19.7/19.8

Cut-outs must be punched in the direction of insertion

OPTIONS

Finish

Matt finish only.

Colour

Call sales for custom colours. A full range is available for large orders.

Legend printing

Select from the examples or call sales for custom legend.

Lamp voltage

Call sales for details of available voltages.

Blanking plate A8634FB

Dummy unit to fill unused panel holes. Single pole size only.

Protective covers

L167 for SP

L180 for DP

(designed to IP65)

Snap on to bodies with V rocker or F lens, this reduces maximum acceptable panel thickness to 2.2mm.

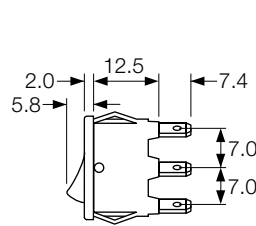


Single Pole options

Most switches shown can have single pole switching in double pole bodies.

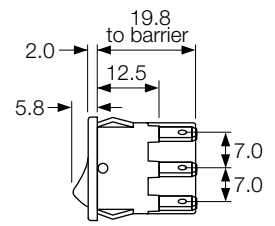
DIMENSIONS (mm)

Single pole



Terminals shown are "H" 4.8 push on type


Double pole




Terminal spacing 10.2 between pole centres

For 8620 and 8670 dimensions see page 16

Examples of printing



CL076



CL080



CL141



CL142



CL059



CL058