

Schroff

Subracks, Cases and Plug-In Units

Schroff

2

A Austria

Voltham Christian Drotl KG
Fronzstr. 4
6852 Sulz/Worlberg
Tel.: + 43 (0)522 494 20
Fax: + 43 (0)522 421 41
info@voltham.com
www.voltham.com

AUS Australia

Mayer Krieg & Co.
50 Mary Street, Unley
5061 Adelaide
Tel.: + 61 (0)8 291 32 22
Fax: + 61 (0)8 291 32 00
info@mayerkrieg.com.au
www.mayerkrieg.com.au

B Belgium

Geniele Industrial Militechnic nv
Levenssteenvweg 250A
1800 Vilvoorde
Tel.: + 32 (0)2 257 02 50
Fax: + 32 (0)2 252 49 59
info@geniele.be

CDN Canada

Schroff Inc.
111 Garagway Ave. Suite 504
Scarborough, Ontario, M1H 3E9
Tel.: + 1 (416) 289 2170
Fax: + 1 (416) 289 28 83

CH Switzerland

Boronic AG
Gindlistr. 6
8303 Bessenhofen
Tel.: + 41 (0)1 838 12 12
Fax: + 41 (0)1 837 00 74
sales@boronic.ch

CZ Czech Republic

ZTC electronic
PO Box 34
14900 Praha 415
Tel.: + 420 (0)2 67 91 00 82
Fax: + 420 (0)2 67 91 06 41
ztc@ztc.cz
www.ztc.cz

D Germany

Schroff GmbH
Langenaber Str. 96 - 100
75334 Straubenhardt
Tel.: + 49 (0)7082 794 0
Fax: + 49 (0)7082 794 200
info@schroff.de
www.schroff.de

DK Denmark

Knud Vexoe AS
Skattekaeret 11
2840 Hojle
Tel.: + 45 (0)45 465 800
Fax: + 45 (0)45 465 801
vexoe@vexoe.dk
www.vexoe.dk

E Spain

Ulises, 104
Central SA
28043 Madrid
Tel.: + 349 (0)1 721 60 10
Fax: + 349 (0)1 300 08 79
sismecanic@cenales.es

EST Estonia

AS Scandifon
Laki 12
10621 Tallinn
Tel.: + 372 (0)2 656 27 33
Fax: + 372 (0)2 656 27 31
scandifon@scandifon.com

36/01/212

F France

Schroff Sas
Z 1, 4 rue de Marais
67660 Betschdorf
Tel.: + 33 (0)3 88 90 64 90
Fax: + 33 (0)3 88 90 64 88
www.schroff.fr

FIN Finland

Schroff Scandinavia AB
Parasentie 8
03100 Munnala
Tel.: + 358 (0)9 222 68 00
Fax: + 358 (0)9 222 38 86
info@schroff.de

GB Great Britain

Schroff UK Ltd.
Maylands Avenue
Hemel Hempstead,
Herts HP2 7DE
Tel.: + 44 (0)1442 240 471
Fax: + 44 (0)1442 213 508
www.schroff.co.uk

H Hungary

NB Electronic Kft.
Kaszásdi u. 2
1033 Budapest
Tel.: + 36 (0)1 387 14 55
Fax: + 36 (0)1 280 00 20
nb@electronic.hu

HK Hong Kong

Alberta Electronic Co. Ltd.
Bk. C, 10/F Flex Ind Bldg,
21 Malabar Rd.
Hung Hom, Kowloon
Tel.: + 852 2324 21 88
Fax: + 852 2320 16 51

HR Croatia

Chronos Plus D. O. O.
Medvedgradska 35
1000 Zagreb
Tel.: + 385 (0)1 466 70 59
Fax: + 385 (0)1 466 69 77
chronos@rgjtel.hr

I Italy

Schroff srl
Viale Milano, 119
21013 Gallarate (Varese)
Tel.: + 39 (0331) 794 003
Fax: + 39 (0331) 793 450

IL Israel

Ram Nir Electronic Pack & Services
4th Ben-Gurion Str.
74030 Nes Ziona
Tel.: + 972 (0)8 940 96 19
Fax: + 972 (0)8 940 12 86
ramdevelopment@ramdevelopment.com

IR Ireland

New England Technical Sales Ltd.
The Diamond Malahide, Co.
Dublin
Tel.: + 353 (0)1 845 06 35
Fax: + 353 (0)1 845 36 25

J Japan

Schroff K. K.
Nisso No.13 Bldg 4F
2-5-1 Shinyokohama, Kohoku-ku,
Yokohama-shi
Kanagawa 222-0033
Tel.: + 81 (0)45 476 02 81
Fax: + 81 (0)45 476 02 89

LT Lithuania

UAB Agava
Gedimino 47
3000 Kaunas
Tel.: + 370 (0)7 202 410
Fax: + 370 (0)7 207 414
agava@kaunas.alvita.lt

LT Lithuania

SOMI Ltd.
31 Antakalnio st.
2065 Vilnius
Tel.: + 370 (0)2 709 000
Fax: + 370 (0)2 709 086
info@somi.lt

N Norway

Schroff Scandinavia AB
Bjornrudveien 24
1266 Oslo
Tel.: + 47 (0)22 763 360
Fax: + 47 (0)22 763 369
info_nor@schroff.de

NL The Netherlands

Getronics Industrial Automation BV
Draaiweg 10
1043 AJ Amsterdam
Tel.: + 31 (0)20 586 15 75
Fax: + 31 (0)20 586 19 85
www.gia.nl/getronics.com

NZ New Zealand

Mayer Krieg New Zealand Limited
34 C. Hobill Avenue, Manukau City
Auckland
Tel.: + 64 (0)9 262 24 61
Fax: + 64 (0)9 262 24 74
info@mayerkrieg.co.nz
www.mayerkrieg.com.au

P Portugal

Arestel - Componentes e Equipamentos Electronicos, S.A.
Pct. Prol. Av. Dr. Mario Mourinho, lote
1528-caie
1400-136, Lisboa
Tel.: + 351 (0)21 303 08 50
Fax: + 351 (0)21 301 02 21
arestel@naul.telepac.pt

PL Poland

Schroff Representative Ryszard Platak
Koncowa 6/49
02-784 Warszawa
Tel.: + 48 (0)22 641 96 69
Fax: + 48 (0)22 641 96 69
schroff@schroff.pl
www.schroff.pl

RC Taiwan

Lumax International Corp., Ltd.
7th Fl, 52, Sec. 3,
Nan-Kang Rd.
Taipei
Tel.: + 886 (0)2 27 88 36 56
Fax: + 886 (0)2 27 88 35 68
lumax@ms12.hinet.net
www.lumax.com.tw

RI Indonesia

P. T. Kotia Milyak Intermusa
Jl. Bendungan Selatan 60A
Jakarta 14650
Tel.: + 62 (0)21 662 17 25
Fax: + 62 (0)21 662 17 33
sales@indo.net.id

RU Indonesia

P. T. Nesp Electric
Komplek Sentia Kranat, Blok A 18
Jl. Kramat Raya No.79
Jakarta 10450
Tel.: + 62 (0)21 315 62 18
Fax: + 62 (0)21 315 62 19
nespo@rad.net.id

ROK Korea

Ara Electronics Co., Ltd.
501 Daeryung Techno-town I
327-24 Kusan-dong, Kumsan-gu
Seoul 153-023
Tel.: + 82 (0)2 855 54 00
Fax: + 82 (0)2 855 34 90
bskim@ara.co.kr
www.ara.co.kr

RUS Russia

Prosoft Ltd.
108, Priborsunaya Str.
117437 Moscow
Tel.: + 7 (095) 234 06 36
Fax: + 7 (095) 234 06 40
root@prosoft.ru
www.prosoft.ru

S Sweden

Schroff Scandinavia AB
Box 2003, 28221 Skarpnack
Tel.: + 46 (0)8 683 61 00
Fax: + 46 (0)8 683 61 99
info_swe@schroff.de
www.schroff.se

SQP Singapore

Hedman Schroff Singapore Pte. Ltd.
25 Jln1 Business Park,
01-6877 German Centre
Singapore 609916
Tel.: + 65 562 78 90
Fax: + 65 562 78 99

SI Slovenia

IC Elektronika D. O. O.
Vobovrta 100, PP 2514
10011 Ljubljana
Tel.: + 386 (0)61 1 65 31 50 25
Fax: + 386 (0)61 1 65 31 70 20
marco@ic-elect.si

T Thailand

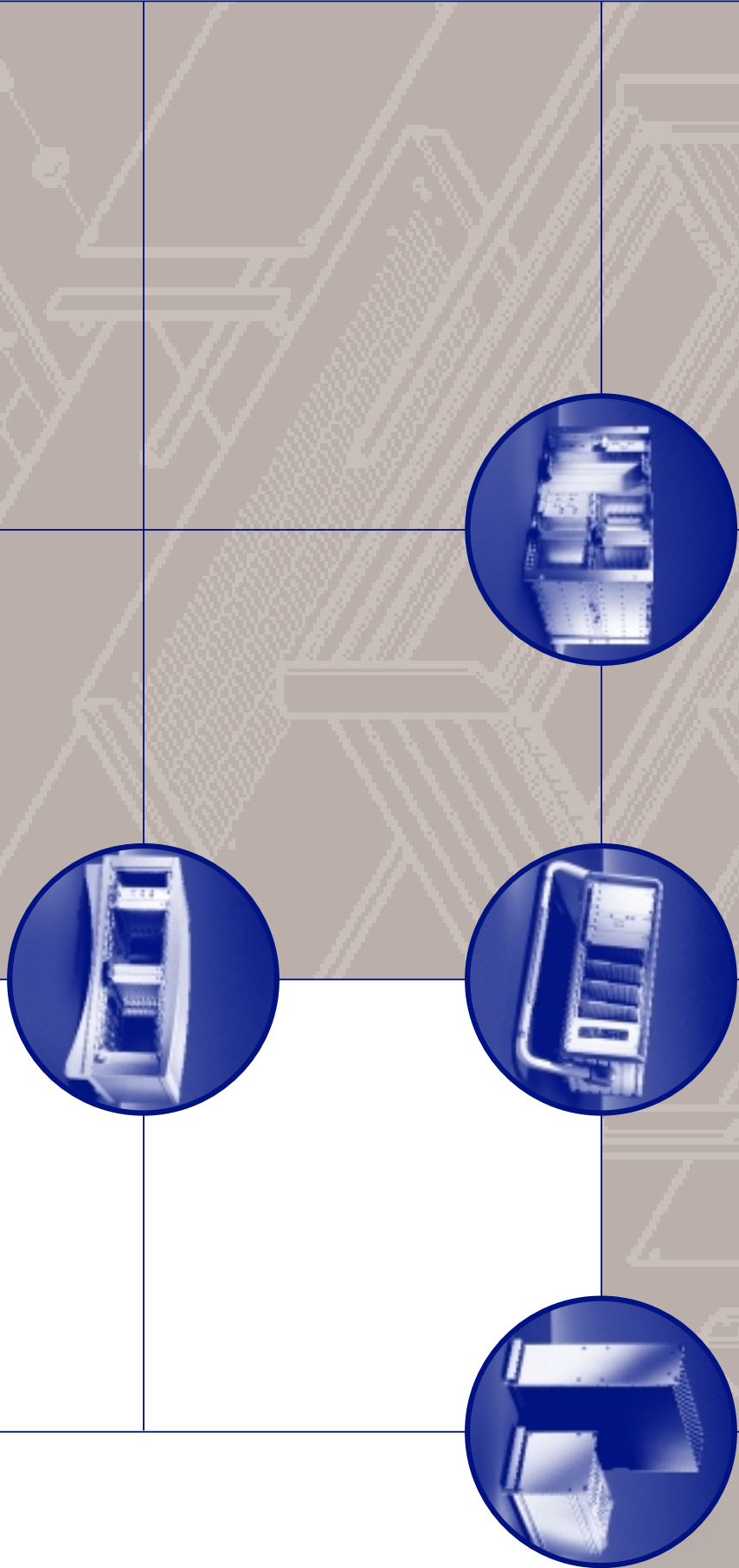
F. E. Zuehlig (Bangkok) Ltd.
11/F Ploenchit Center
2 Sukhumvit Road
Kiyang Klongtoey, Khet Klongtoey
Bangkok 10110
Tel.: + 66 (0)2 656 87 10
Fax: + 66 (0)2 656 87 67

USA United States of America

Pentair Electronic Packaging
170 Commerce Drive
Waverick, RI 02886
Tel.: + 1 (401) 732 37 70
Fax: + 1 (401) 738 79 88
info@pentair-ep.com
www.pentair-ep.com

ZA South Africa

Pasco Electronics (Pty.) Ltd.
12, Charles Crescent,
Eastgate, Ext. 4, Sandton
2144 Midrand
Tel.: + 27 (0)11 444 10 01
Fax: + 27 (0)11 444 10 80
na@pasco.co.za



Responsible for contents and print:
Pentair Enclosures Group Europe, Marketing Department, Schroff GmbH, 75334 Straubenhardt, Germany

Although this publication has been produced and checked according to DIN EN ISO 9001 we cannot accept any liability for omissions or errors in this publication. We also reserve the right to change details and technical specifications of the product.



europac lab

Case 2.10.0

Subrack 2.20.0
europacPRO 2.21.0
europacPRO
integral 2.22.0

europac 2.30.0
europac rational 2.31.0
europac lab 2.32.0
europac mobile 2.33.0
europac special 2.34.0
europac lab HF 2.35.0
europac
accessories 2.36.0

metripac 2.40.0

19" chassis 2.50.0

Modules 2.60.0

Accessories 2.70.0

Appendix 2.80.0



04592001

Design

The subrack frame is formed from two side panels and four horizontal rails.

Assembly positions for the horizontal rails can be selected in the 10 mm grid.

19" mounting brackets can be mounted as required on the front or rear. The standard version can be mounted independently of the horizontal rails. This ensures that the CERN Specification No. 385 is satisfied.

Modifications

- Kits made according to customer specification
- Assembly service according to customer specification
- Side panels in special depths up to 990 mm
- Modified side panels and modified horizontal rails

Dimensions and data

Materials

Subrack: Al plate, 2.5 mm
Horizontal rails: Aluminium extrusion

Colour/Finish

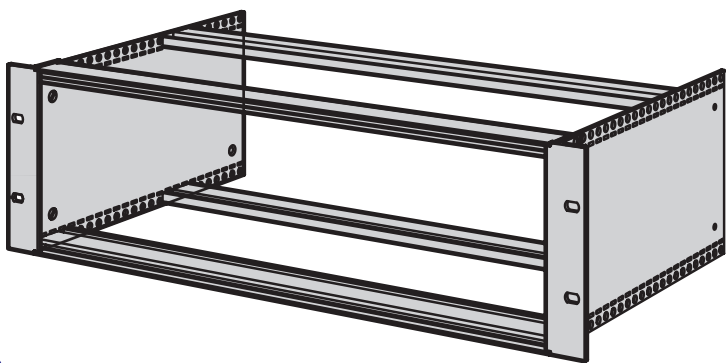
Subrack: clear chromated
Horizontal rails: anodised, cut edges plain

Standards

Dimensions comply with IEC 60297-3/DIN 41494, Part 5. The europac lab complies with CERN Specification No. 385.

Subracks for flexible and complex extensions

- Delivery in 3 and 6 U, 4 and 5 U available on request
- Cabinet installation possible on slide rails
- Assembly positions for horizontal rails in the 10 mm grid
- Installation conditions identical front and rear



Subrack 3 U	2.32.2
Subrack 6 U	2.32.3
Side panels	2.32.4
Adapter bracket.....	2.32.5
19" mounting bracket.....	2.32.6
Rear angle.....	2.32.8



europac lab

Case 2.10.0

Subrack 2.20.0
 europacPRO 2.21.0
 europacPRO
 integral 2.22.0

europac 2.30.0
 europac rational 2.31.0
 europac lab 2.32.0
 europac mobile 2.33.0
 europac special 2.34.0
 europac lab HF 2.35.0
 europac
 accessories 2.36.0

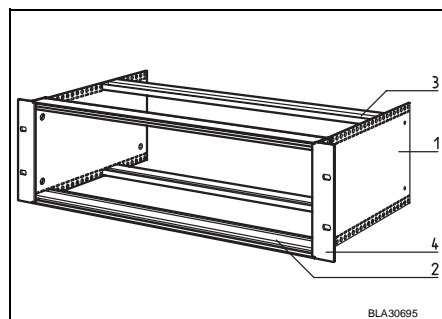
metripac 2.40.0

19" chassis 2.50.0

Modules 2.60.0

Accessories 2.70.0

Appendix 2.80.0



Subrack 3 U

- Installation geometry for modules with a circuit board height of 100 mm
- Kit 84 HP

Type A

2 rear horizontal rails with Z (3a):
 Integrated connector fastening facility, EN 60603 (DIN 41612)
 compliant.

Depth D mm	Order no.
220	20825-074
240	20825-091
280	20825-075
340	20825-082

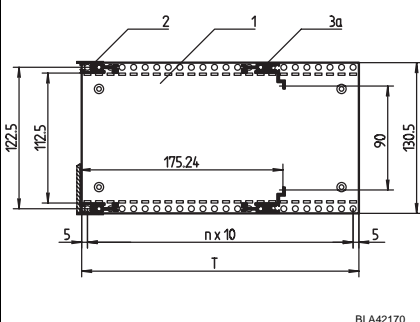
Type B

2 rear horizontal rails (3b):
 For variable fastening options.

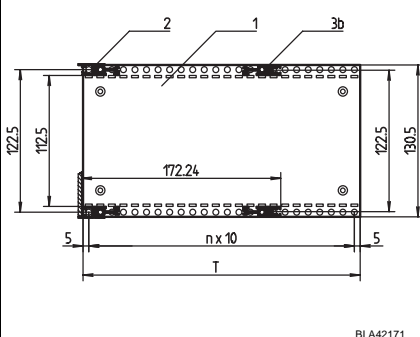
Depth D mm	Order no.
220	20825-076
240	20825-092
280	20825-077
340	20825-083

Assembly examples

Type A



Type B



Delivery comprises

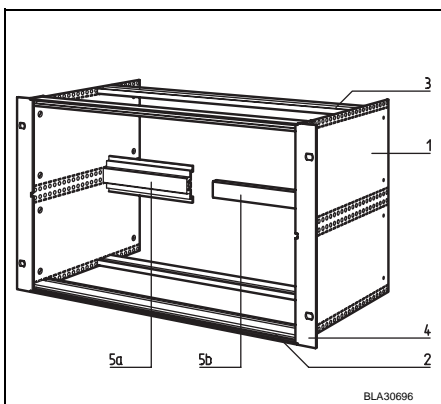
Item	Qty	Description	Material	Finish	Comments
1	2	Side panel	Al 2.5 mm	Clear chromated	
2	2	Front horizontal rail, with lip	Aluminium extrusion	Anodised, cut edges clean	
3	2	Rear horizontal rail	Aluminium extrusion	Anodised, cut edges clean	See order information types A and B for version
4	2	19" mounting bracket	Aluminium extrusion	Anodised	
5	1 kit	Assembly kit			

Delivery: In kit form

Recommended accessories

Description	Order no. 1 unit
Threaded insert 84 HP	30819-594
Guide rail for a board depth of 160 mm	60817-103
Guide rail for a board depth of 220 mm	60817-149
Insulation strip 84 HP	60817-061

See the europac accessories chapter for a description and further information about accessories



Subrack 6 U

- Installation geometry for modules with a circuit board height of 233.35 mm
- Kit 84 HP

Type A

2 rear horizontal rails with Z (3a):
 1 central rail with Z (5a)
 Each has an integrated connector fastening facility which is EN 60603 (DIN 41612) compliant.

Depth D mm	Order no.
220	20825-078
240	20825-093
280	20825-079
340	20825-084

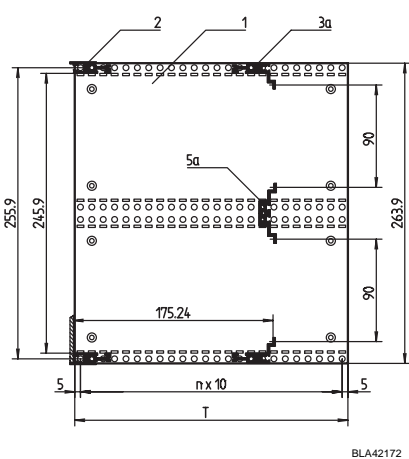
Type B

2 rear horizontal rails (3b):
 1 central rail (5b)
 For variable fastening options.

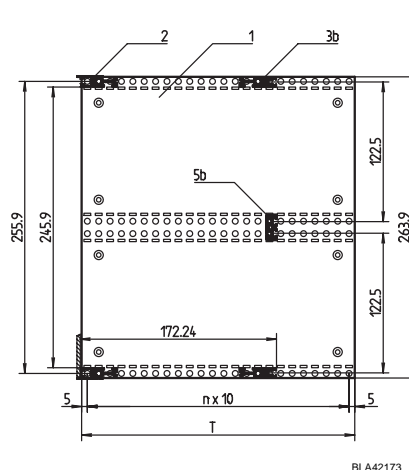
Depth D mm	Order no.
220	20825-080
240	20825-094
280	20825-081
340	20825-085

Assembly examples

Type A



Type B



Delivery comprises

Item	Qty	Description	Material	Finish	Comment
1	2	Side panel	Al 2.5 mm	Clear chromated	
2	2	Front horizontal rail, with lip	Aluminium extrusion	Anodised, cut edges clean	
3	2	Rear horizontal rail	Aluminium extrusion	Anodised, cut edges clean	See order information types A and B for version
4	2	19" mounting bracket	Aluminium extrusion	Anodised	
5	1	Central rail	Aluminium extrusion	Anodised, cut edges clean	See order information types A and B for version
6	1 kit	Assembly kit			

Delivery: In kit form

Recommended accessories

Description	Order no.
Threaded insert 84 HP	30819-594
Guide rail for a board depth of 160 mm	60817-103
Guide rail for a board depth of 220 mm	60817-149
Insulation strip 84 HP	60817-061

See the europac accessories chapter for a description and further information about accessories

Subrack 3 U2.32.2
 Subrack 6 U2.32.3
 Side panels2.32.4
 Adapter bracket2.32.5
 19" mounting bracket.....2.32.6
 Rear angle.....2.32.8



europac lab

Case 2.10.0

Subrack 2.20.0
 europacPRO 2.21.0
 europacPRO
 integral 2.22.0

europac 2.30.0
 europac rational 2.31.0
 europac lab 2.32.0
 europac mobile 2.33.0
 europac special 2.34.0
 europac lab HF 2.35.0
 europac
 accessories 2.36.0

metripac 2.40.0

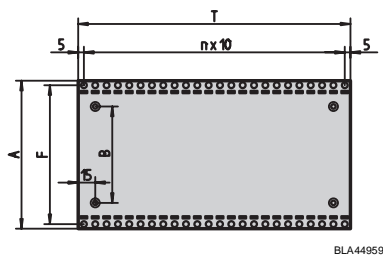
19" chassis 2.50.0

Modules 2.60.0

Accessories 2.70.0

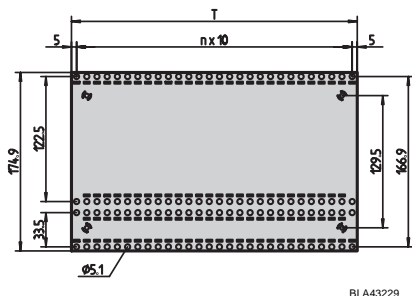
Appendix 2.80.0

3 HE, 4 HE, 5 HE

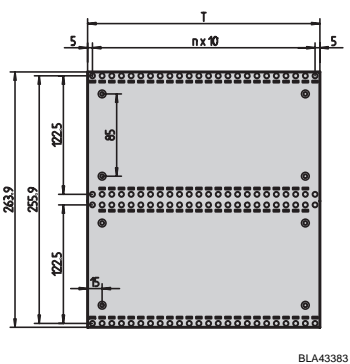


Dimension	3 U	4 U	5 U
D	see order table		
A	130.5	174.9	219.4
F	122.5	166.9	211.4
W	85.0	129.5	174.0

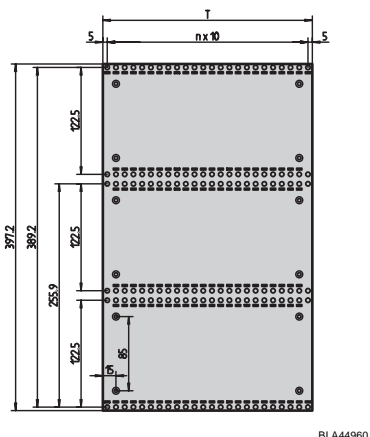
4 (3 + 1) U



6 U



9 U



Side panels

- Assembly of horizontal rails in a 10 mm grid
- Can be mounted on slide rails
- Anti-rotation semi-shears for horizontal rails
- With counter sunk holes (dimension B) for bolting on 19" mounting brackets at the front or rear
- Height 4 U is available in 2 versions:
 - full height (overall) 4 U or
 - split height (overall) 3 U and 1 U

Side panels 3/4 and 5 U

Depth D mm	Side panel order no.			
	3 U	4 U	4 (3 + 1) U	5 U
150	30825-431	-	-	-
220	30825-427	30825-457	30825-991	30825-460
240	30825-609	30825-610	30825-992	30825-611
280	30825-430	30825-454	30825-993	30825-453
340	30825-455	30825-458	30825-994	30825-461
460	30825-449	-	-	-
990 ¹⁾	30825-456	30825-920	30825-996	30825-462

¹⁾ Without counter sunk holes

Side panels 6 U and 9 U

Depth D mm	Side panel order no.	
	6 U	9 U
150	30825-002	-
220	30825-426	30825-591
240	30825-612	-
280	30825-001	30825-592
340	30825-463	30825-593
460	30825-452	30825-594
990 ¹⁾	30825-464	30825-596

¹⁾ Without counter sunk holes

Delivery comprises

Qty	Description	Material	Finish
1	Side panel	Al 2.5 mm	Clear chromated



Subrack 3 U2.32.2
 Subrack 6 U2.32.3
 Side panels2.32.4
 Adapter bracket....2.32.5
 19" mounting
 bracket.....2.32.6
 Rear angle.....2.32.8

Adapter bracket

- Side panels can be mounted next to one another using the adapter bracket

Adapter bracket 3 U Order no. **30825-434**

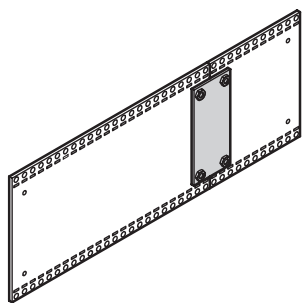
Adapter bracket 6 U Order no. **30825-006**

Delivery comprises

Qty	Description	Material	Finish
1	Adapter bracket	Al 2.0 mm	Clear chromated

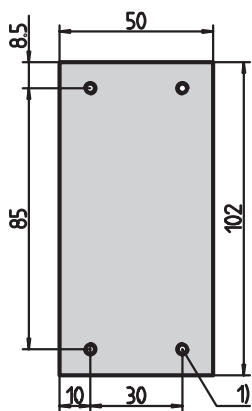
Assembly kit for adapter bracket

Qty	Description	Material	Finish	Order no.
100	Countersunk screw M 4 × 8	Steel	Nickel-plated	21 100-739



BLA42597

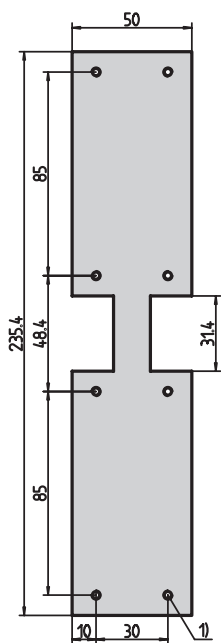
Adapter bracket 3 U



BLA42652

¹⁾ Press-in insert M 4

Adapter bracket 6 U



BLA42653

¹⁾ Press-in insert



europac lab

Case 2.10.0

Subrack 2.20.0
 europacPRO 2.21.0
 europacPRO
 integral 2.22.0

europac 2.30.0
 europac rational 2.31.0
 europac lab 2.32.0
 europac mobile 2.33.0
 europac special 2.34.0
 europac lab HF 2.35.0
 europac
 accessories 2.36.0


metripac 2.40.0

19" chassis 2.50.0

Modules 2.60.0

Accessories 2.70.0

Appendix 2.80.0



19" mounting bracket

- **Standard version:**
Bolting on the side panel using press-in inserts (from the inside);
Recess clearance for horizontal rail screw fitting
- **Lightweight version: (europac lab special)**
Direct screw fitting using the horizontal rail (from the outside)
- With and without front handle mounting holes

Standard version

U	19" mounting bracket (item 4)			Comments
	Without handle mounting holes	With handle mounting holes		
	Anodised	Clear chromated	Anodised	
3	30825-441	30837-945	30825-583	19" front handles, see europac accessories
4	30825-442	30837-946	30825-584	
5	30825-443	-	30825-439	
6	30825-446	30837-949	30825-003	
9	30825-445	30837-951	30825-444	

Delivery comprises

Qty	Description	Material	Finish	Comments
1	19" mounting bracket (item 4)	Aluminium extrusion	Anodised or clear chromated	See order information

Mounting parts

Qty	Description	Material	Finish	Order no.
100 units	Countersunk screw M 4 x 8 Cross recess	Steel	Nickel-plated	21100-739

3, 4 and 5 U

BLA42654

6 U

A3/620

9 U

A3/621

Dimensions in U	Dimensions mm				
	A	W	C	D	E
3	132.5	85.0	57.1	128.5	88.0
4	177.0	129.5	101.5	172.9	133.4
5	221.5	174.0	146.0	217.4	180.0

1) Press-in insert



Lightweight version

U	19" mounting bracket		Comments
	without handle mounting holes	With handle mounting holes	
3	30825-966	30825-963	19" front handles, see europac accessories
4	30825-969	30825-968	
6	30825-971	30825-970	
9	30825-975	30825-974	

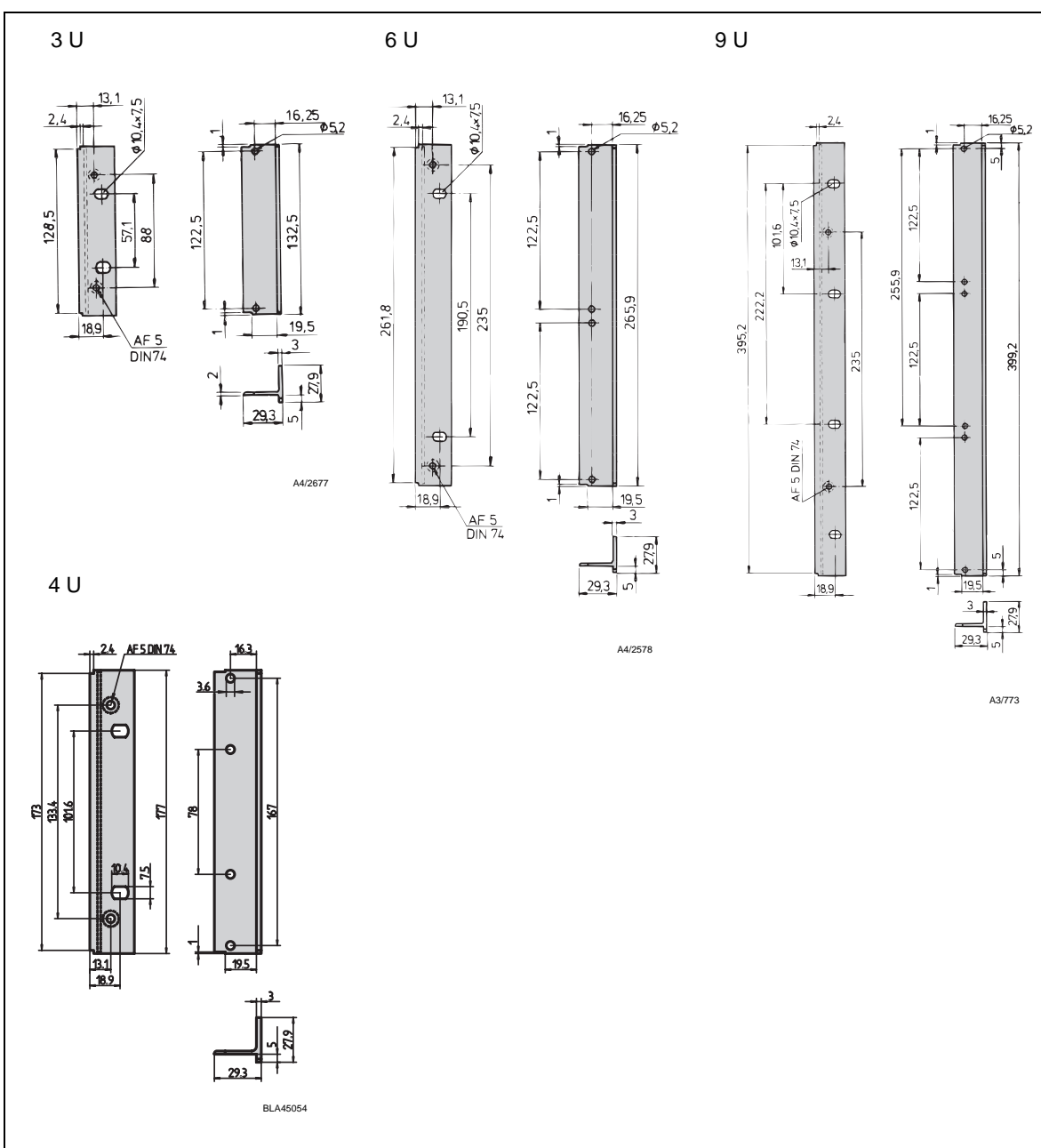
Delivery comprises

Qty	Description	Material	Finish	Comments
1	19" mounting bracket	Aluminium extrusion	Anodised	

Mounting parts

Qty	Description	Material	Finish	Order no.
100	Pan head screw with cross recess M 5 x 12	Steel	Nickel-plated	21100-788

- Subrack 3 U2.32.2
- Subrack 6 U2.32.3
- Side panels2.32.4
- Adapter bracket2.32.5
- 19" mounting bracket.....2.32.6
- Rear angle.....2.32.8





europac lab

Case 2.10.0

Subrack 2.20.0
europacPRO 2.21.0
europacPRO
integral 2.22.0

europac 2.30.0
europac rational 2.31.0
europac lab 2.32.0
europac mobile 2.33.0
europac special 2.34.0
europac lab HF 2.35.0
europac
accessories 2.36.0

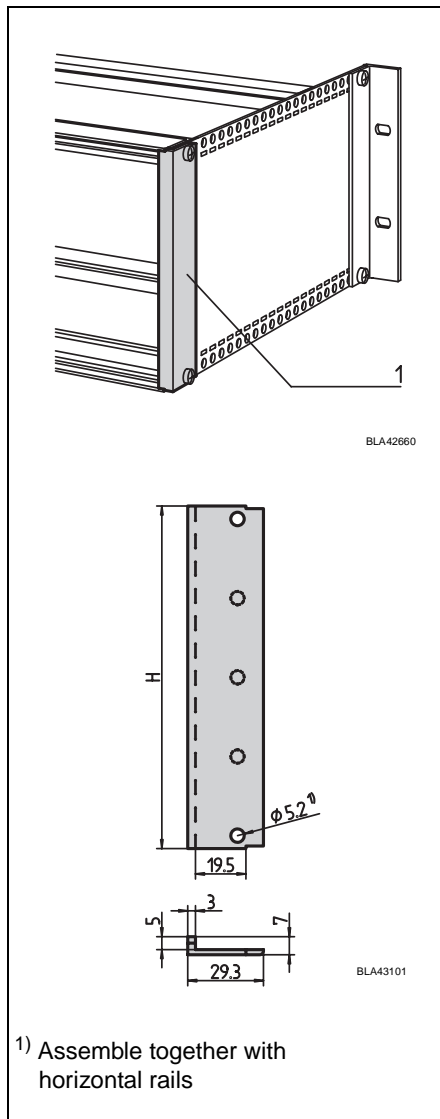
metripac 2.40.0

19" chassis 2.50.0

Modules 2.60.0

Accessories 2.70.0

Appendix 2.80.0



Rear angle

- The rear angle covers the gap between the partial width front panel and the side panel (2.54 mm)
This results in standard installation conditions (e. g. 84 HP, inside diameter of the mounting height is around 19" in width).

U	mm	Order no.
3	132.5	30825-984
4	177.0	30825-985
5	221.5	30825-986
6	265.9	30825-987
9	399.2	30825-990


Note

The rear angle has no notches for interior horizontal rails.
Module and central rail assembly is not affected.

Delivery comprises

Item	Qty	Description	Material	Finish
1	1	Rear angle	Aluminium extrusion	Clear chromated

europac lab



Subrack 3 U2.32.2
Subrack 6 U2.32.3
Side panels2.32.4
Adapter bracket2.32.5
**19" mounting
bracket.....2.32.6**
Rear angle.....2.32.8